

**HOGAN**  
PREP ACADEMY



# November 2024 Financials

PREPARED **DEC'24** BY



- **Executive Summary**
- **Cash Forecast**
- **Key Performance Indicators**
- **Forecast Overview**
- **Annotated Financials**
- **Monthly Projections**
- **Balance Sheet**

# Executive Summary

- HPA closed out November 2024 with a projected YE cash balance of \$9.52M, \$818k above budget. Days of Cash sits at 190 days.
- Revenue
  - We have seen slight improvement in our full year revenue forecast due to an increase in DESE's per ADA payment. We moved from a forecast of \$12,850 to \$13,000 per ADA. DESE is currently paying out around \$13,360, but they have still not finalized the amount for the year, so we remain a bit conservative for now.
  - Our current variance (vs. budget) sits \$56k below budget, so an additional improvement in the per ADA payment should bring us back in line with the full year budget.

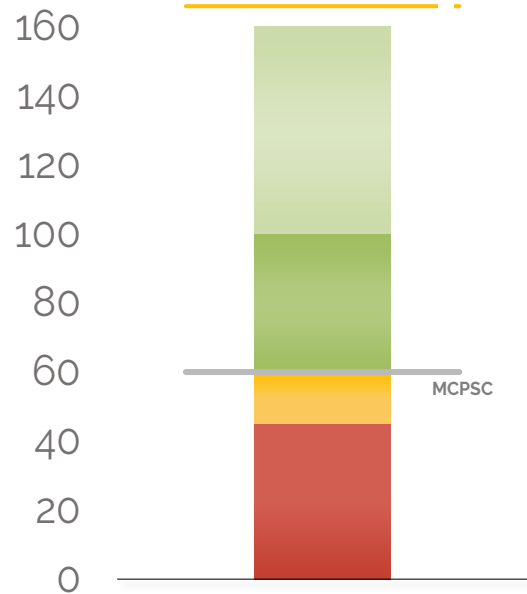
# Executive Summary

- **Expenses**
  - From an operating perspective, expenses continue to be in line with budget. We are running under budget in several categories and will be evaluating the potential to reduce our full year forecast in the March timeframe.
- **Net Income**
  - From an operating budget perspective, Net Income has improved from (\$1,518,817) to (\$1,194,963). As a reminder, this includes a \$1.5M placeholder for a potential legal settlement. Should those funds not be used, HPA would be back in the black for the year (operating budget).
- **FY24 Audit** – Clark Hanner from Marr & Co. will be presenting the FY24 audit at the 12/16/24 board meeting. The audit documentation will be forwarded to the board for review prior to the meeting.

# Key Performance Indicators

## Days of Cash

Cash balance at year-end divided by average daily expenses

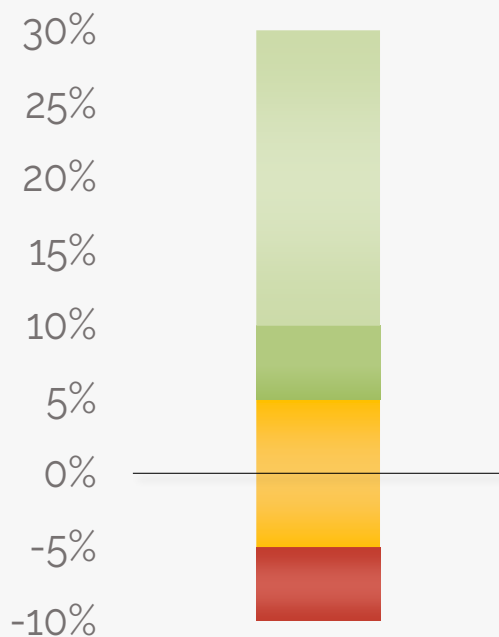


**190 DAYS OF CASH AT YEAR'S END**

The school will end the year with 190 days of cash. This is above the recommended 60 days, and 10 more day(s) than last month

## Gross Margin

Revenue less expenses, divided by revenue

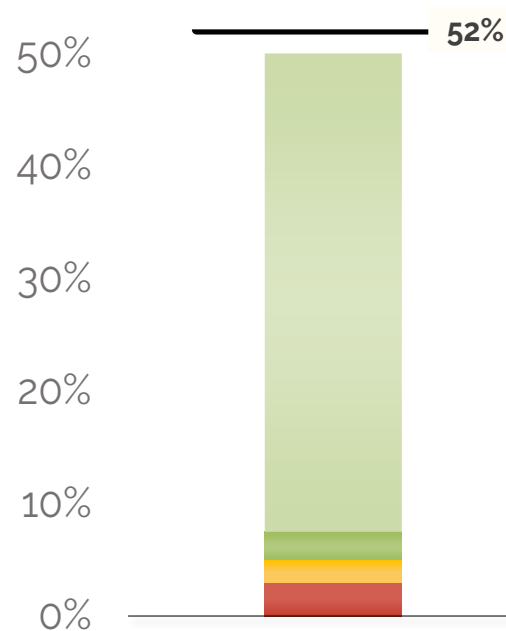


**-12.2% GROSS MARGIN**

The forecasted net income is -\$2.0m, which is \$810k above the budget. It yields a -12.2% gross margin.

## Fund Balance %

Forecasted Ending Fund Balance / Total Expenses

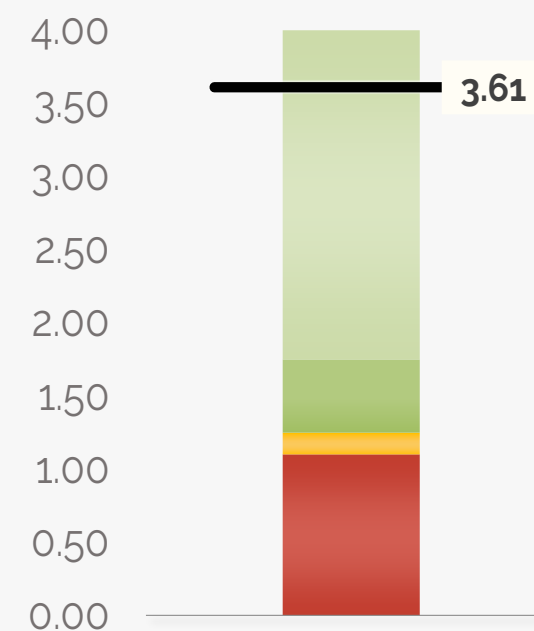


**52.13% AT YEAR'S END**

The school is projected to end the year with a fund balance of \$9,526,041. Last year's fund balance was \$11,511,484.

## DSCR

Amount of cash flow available to meet annual interest and principal payments on debt



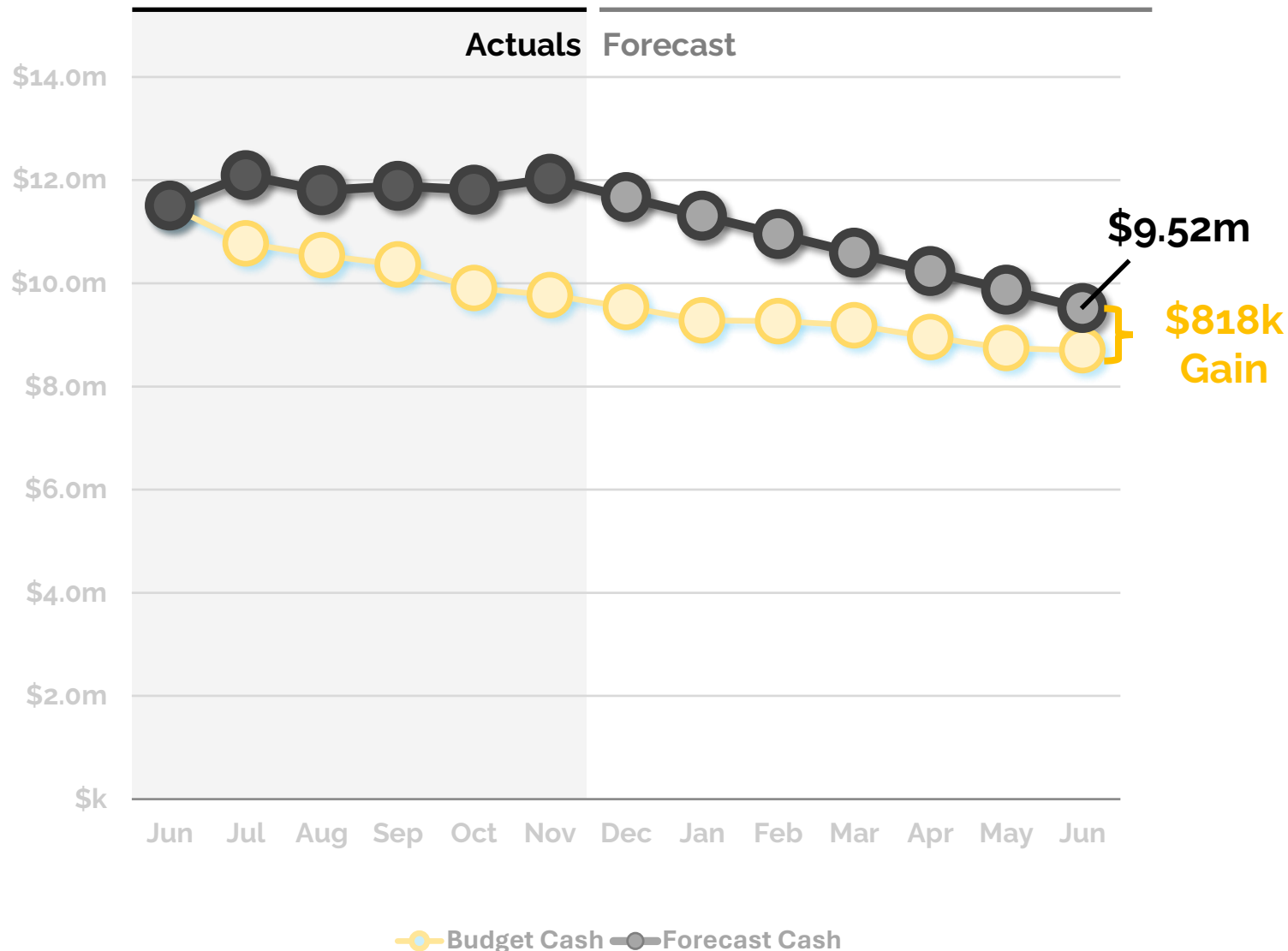
**DSCR IS 3.61**

Debt Service Coverage Ratio is defined by the school's bank covenants.

# Cash Forecast

## 190 Days of Cash at year's end

We forecast the school's year ending cash balance as **\$9.5m**, **\$818k** above budget.



# Forecast Overview

	Forecast	Budget	Variance	Variance Graphic	Comments
Revenue	\$16.3m	\$16.3m	-\$56k		Use of prior year WADA and an increase in DESE's per ADA payment for the year has helped us overcome a potential State funding deficit due to lower enrollment and lower attendance.
Expenses	\$18.3m	\$19.1m	\$867k		We are running below budget in several expense categories including salaries/benefits and Office/Bus expense. And we have over \$500K in expense reduction on the KLS loan payments for FY25.
<b>Net Income</b>	<b>-\$2m</b>	<b>-\$2.8m</b>	<b>\$810k</b>		Current expense savings are more than offsetting our revenue deficit, returning \$810k to the bottom line.
Cash Flow Adjustments	-0	0	-0		
<b>Change in Cash</b>	<b>-\$2m</b>	<b>-\$2.8m</b>	<b>\$810k</b>		

	<i>Actual</i>	<i>Budget</i>	<i>Variance</i>	<i>Forecast</i>	<i>Budget</i>	<i>Variance</i>	<i>Remaining</i>	<i>Rem %</i>
<b>Revenue</b>								
Local Revenue	585,441	562,442	22,999	1,319,780	1,308,780	11,000	734,339	56%
State Revenue	4,979,854	4,643,556	336,298	11,820,885	12,111,767	(290,882)	6,841,031	58%
Federal Revenue	769,631	597,429	172,202	1,954,882	1,852,108	102,774	1,185,251	61%
Private Grants and Donations	140,330	139,000	1,330	695,000	695,000	(0)	554,670	80%
Earned Fees	489,203	112,821	376,382	496,885	376,070	120,815	7,682	2%
<b>Total Revenue</b>	<b>6,964,460</b>	<b>6,055,249</b>	<b>909,211</b>	<b>16,287,433</b>	<b>16,343,725</b>	<b>(56,292)</b>	<b>9,322,974</b>	<b>①</b>
<b>Expenses</b>								
Salaries	2,834,655	2,900,575	65,920	6,763,996	6,961,380	197,384	3,929,341	58%
Benefits and Taxes	796,895	906,161	109,267	1,977,271	2,174,787	197,516	1,180,377	60%
Staff-Related Costs	87,885	23,913	(63,972)	124,590	57,390	(67,200)	36,705	29%
Occupancy Service	627,167	673,735	46,568	1,611,268	1,616,963	5,695	984,101	61%
Student Expense, Direct	519,627	560,480	40,852	1,451,618	1,345,151	(106,467)	931,990	64%
Student Expense, Food	90,882	225,000	134,118	750,000	750,000	0	659,118	88%
Office & Business Expense	1,237,239	1,682,766	445,527	3,885,421	4,038,639	153,217	2,648,182	68%
Transportation	57,205	276,551	219,346	918,231	918,231	0	861,027	94%
Total Ordinary Expenses	6,251,555	7,249,180	997,625	17,482,396	17,862,542	380,145	11,230,841	64%
Interest	197,620	532,092	334,472	790,480	1,277,020	486,540	592,860	75%
Total Extraordinary Expenses	197,620	532,092	334,472	790,480	1,277,020	486,540	592,860	75%
<b>Total Expenses</b>	<b>6,449,175</b>	<b>7,781,272</b>	<b>1,332,097</b>	<b>18,272,876</b>	<b>19,139,562</b>	<b>866,685</b>	<b>11,823,701</b>	<b>②</b>
<b>Net Income</b>	<b>515,285</b>	<b>(1,726,023)</b>	<b>2,241,308</b>	<b>(1,985,443)</b>	<b>(2,795,837)</b>	<b>810,394</b>	<b>(2,500,728)</b>	<b>③</b>
<b>Cash Flow Adjustments</b>	<b>8,355</b>	<b>-</b>	<b>8,355</b>	<b>(0)</b>	<b>-</b>	<b>(0)</b>	<b>(8,355)</b>	<b>④</b>
<b>Change in Cash</b>	<b>523,640</b>	<b>(1,726,023)</b>	<b>2,249,663</b>	<b>(1,985,443)</b>	<b>(2,795,837)</b>	<b>810,394</b>	<b>(2,509,083)</b>	<b>⑤</b>

**① REVENUE: \$56K BEHIND**

Use of PWADA + an increase in DESE per ADA payment; ESSER III funds rec'd in FY24 vs. FY25

**② EXPENSES: \$867K AHEAD**

Current 'savings' in salaries/benefits and Office/Bus expense as well as lowered loan payments to KSL are helping to offset revenue deficit above.

**③ NET INCOME: \$810K ahead**

**④ CASH ADJ: \$0K BEHIND**

**⑤ NET CHANGE IN CASH: \$810K AHEAD**



**Actual**

**Forecast**

Income Statement	<i>Jul</i>	<i>Aug</i>	<i>Sep</i>	<i>Oct</i>	<i>Nov</i>	<i>Dec</i>	<i>Jan</i>	<i>Feb</i>	<i>Mar</i>	<i>Apr</i>	<i>May</i>	<i>Jun</i>	<i>TOTAL</i>
<b>Revenue</b>													
Local Revenue	154,741	111,523	97,218	92,541	129,418	104,906	104,906	104,906	104,906	104,906	104,906	104,906	1,319,780
State Revenue	1,007,545	1,020,143	965,062	980,404	1,006,700	977,290	977,290	977,290	977,290	977,290	977,290	977,290	11,820,885
Federal Revenue	56,562	5,302	260,537	76,212	371,019	169,322	169,322	169,322	169,322	169,322	169,322	169,322	1,954,882
Private Grants and Donations	1,000	0	135,000	0	4,330	79,239	79,239	79,239	79,239	79,239	79,239	79,239	695,000
Earned Fees	332,630	117,654	32,892	5,677	350	1,097	1,097	1,097	1,097	1,097	1,097	1,097	496,885
<b>Total Revenue</b>	<b>1,552,478</b>	<b>1,254,622</b>	<b>1,490,709</b>	<b>1,154,835</b>	<b>1,511,817</b>	<b>1,331,853</b>	<b>1,331,853</b>	<b>1,331,853</b>	<b>1,331,853</b>	<b>1,331,853</b>	<b>1,331,853</b>	<b>1,331,853</b>	<b>16,287,433</b>
<b>Expenses</b>													
Salaries	505,770	565,535	646,710	572,403	544,237	561,334	561,334	561,334	561,334	561,334	561,334	561,334	6,763,996
Benefits and Taxes	147,963	149,600	183,812	162,534	152,986	168,625	168,625	168,625	168,625	168,625	168,625	168,625	1,977,271
Staff-Related Costs	6,139	552	125,033	-46,855	3,016	5,244	5,244	5,244	5,244	5,244	5,244	5,244	124,590
Occupancy Service	119,747	87,951	144,300	156,839	118,329	140,586	140,586	140,586	140,586	140,586	140,586	140,586	1,611,268
Student Expense, Direct	63,509	182,231	108,201	65,282	100,404	133,141	133,141	133,141	133,141	133,141	133,141	133,141	1,451,618
Student Expense, Food	56,078	0	0	34,804	0	94,160	94,160	94,160	94,160	94,160	94,160	94,160	750,000
Office & Business Expense	61,486	569,695	200,386	40,593	365,079	378,312	378,312	378,312	378,312	378,312	378,312	378,312	3,885,421
Transportation	2,155	0	8,470	46,579	0	123,004	123,004	123,004	123,004	123,004	123,004	123,004	918,231
Total Ordinary Expenses	962,848	1,555,565	1,416,912	1,032,179	1,284,051	1,604,406	1,604,406	1,604,406	1,604,406	1,604,406	1,604,406	1,604,406	17,482,396
Operating Income	589,630	-300,943	73,796	122,655	227,766	-272,553	-272,553	-272,553	-272,553	-272,553	-272,553	-272,553	-1,194,963
<b>Extraordinary Expenses</b>													
Interest	0	0	0	197,620	0	84,694	84,694	84,694	84,694	84,694	84,694	84,694	790,480
Total Extraordinary Expenses	0	0	0	197,620	0	84,694	84,694	84,694	84,694	84,694	84,694	84,694	790,480
<b>Total Expenses</b>	<b>962,848</b>	<b>1,555,565</b>	<b>1,416,912</b>	<b>1,229,799</b>	<b>1,284,051</b>	<b>1,689,100</b>	<b>1,689,100</b>	<b>1,689,100</b>	<b>1,689,100</b>	<b>1,689,100</b>	<b>1,689,100</b>	<b>1,689,100</b>	<b>18,272,876</b>
<b>Net Income</b>	<b>589,630</b>	<b>-300,943</b>	<b>73,796</b>	<b>-74,964</b>	<b>227,766</b>	<b>-357,247</b>	<b>-357,247</b>	<b>-357,247</b>	<b>-357,247</b>	<b>-357,247</b>	<b>-357,247</b>	<b>-357,247</b>	<b>-1,985,443</b>
Cash Flow Adjustments	852	6,716	12,218	-135	-11,296	-1,194	-1,194	-1,194	-1,194	-1,194	-1,194	-1,194	0
<b>Change in Cash</b>	<b>590,482</b>	<b>-294,227</b>	<b>86,014</b>	<b>-75,099</b>	<b>216,469</b>	<b>-358,440</b>	<b>-358,440</b>	<b>-358,440</b>	<b>-358,440</b>	<b>-358,440</b>	<b>-358,440</b>	<b>-358,440</b>	<b>-1,985,443</b>
Ending Cash	12,095,269	11,801,043	11,887,057	11,811,958	12,028,427	11,669,987	11,311,546	10,953,106	10,594,666	10,236,225	9,877,785	9,519,344	

Monthly Financials

**Assets**

Current Assets

Cash	11,504,787	12,028,427	9,519,344
<b>Total Current Assets</b>	<b>11,504,787</b>	<b>12,028,427</b>	<b>9,519,344</b>

<b>Total Assets</b>	<b>11,504,787</b>	<b>12,028,427</b>	<b>9,519,344</b>
---------------------	-------------------	-------------------	------------------

**Liabilities and Equity**

**Liabilities**

Current Liabilities

Other Current Liabilities	-6,697	1,658	-6,697
<b>Total Current Liabilities</b>	<b>-6,697</b>	<b>1,658</b>	<b>-6,697</b>

Total Long-Term Liabilities	0	0	
-----------------------------	---	---	--

<b>Total Liabilities</b>	<b>-6,697</b>	<b>1,658</b>	<b>-6,697</b>
--------------------------	---------------	--------------	---------------

**Equity**

Unrestricted Net Assets	11,511,484	11,511,484	11,511,484
Net Income	0	515,285	-1,985,443

<b>Total Equity</b>	<b>11,511,484</b>	<b>12,026,769</b>	<b>9,526,041</b>
---------------------	-------------------	-------------------	------------------

<b>Total Liabilities and Equity</b>	<b>11,504,787</b>	<b>12,028,427</b>	<b>9,519,344</b>
-------------------------------------	-------------------	-------------------	------------------

**\*\* KLS Loan Balance**      **\$14,403,393.35**

\*\* The HPA financials presented in each monthly board report conform to DESE standards. However, they do not reflect Hogan’s long-term liabilities, currently represented by the KLS loan for our most recent capital project. Both long term liabilities and associated assets are understated on this Balance Sheet.

This information IS produced each year as a part of the YE financials prepared by our auditor. However, given the amount of the loan and our ongoing discussions about future planning, we will begin to reflect it at the bottom of this Balance Sheet each month.

\*\* The KLS loan was structured as a short-term vehicle (5 years) to assist schools who needed help and time transitioning to a longer-term loan. During the KLS loan period no interest is charged, but KLS captures 14% of the school’s State funding (Basic Formula) and applies it to principal. HPA’s loan with KLS has an end date of 6/30/27. The balance provided is as of 11/30/24. Loan payments are made quarterly.



# QUESTIONS?

Please contact your EdOps Finance Team:

Jamie Berry

[jamie@ed-ops.com](mailto:jamie@ed-ops.com)

816-444-1530

© EdOps 2017-2025

# Coversheet

## Approve Expenses

**Section:** IV. Finance Committee  
**Item:** B. Approve Expenses  
**Purpose:** Vote  
**Submitted by:**  
**Related Material:** 2024.11 HPA Accounts Payable.pdf  
2024.11 HPA Check Register.pdf



# Accounts Payable

As of 11/30/2024

Hogan Preparatory Academy

PAYEE: ALL		STATUS: -- All --		REPORT DATE: 12/5/2024 2:42:10 PM ET						
GL CODE: ALL										
Invoice #	Incur Date	Invoice Date	Status	Check Date	Check or Trans. #	Payee/Account	GL code	Amount	Memo	Amount
1025	7/1/2023	7/1/2023	On Hold			SSKC Educational Support Hogan Preparatory Academy	10 2542 6333 6910 3 00000 000	\$16,666.67	ES Rent	\$16,666.67
20230823-732.26	9/1/2023	8/23/2023	On Hold			AT&T 816 A68-0701 502 4	10 2542 6361 0100 3 00000 000	\$28,878.90	AT&T Phone Service	\$28,878.90
JF1401	11/1/2024	5/7/2024	Funds Transferring			Yondr Inc. Hogan Preparatory Academy	10 1131 6411 3945 4 40001 000	\$3,000.00	MS Bags	\$3,000.00
20240606-0.00	9/1/2024	6/6/2024	On Hold			EVERGY 1817966410	10 2542 6481 6910 3 00000 000	\$0.00	Paid ACH!!!	\$0.00
20240618-0.00	7/1/2024	6/18/2024	On Hold			Spire 4546949383	10 2542 6482 6910 3 00000 000	\$0.00	Gas - Agnes bldg	\$0.00
INV11902	11/1/2024	7/1/2024	Funds Transferring			Zearn Hogan Preparatory Academy	10 1131 6411 3945 4 40001 000	\$3,260.40	Instructional Supplies- SY 24-25 Student Notes (6-8)	\$3,260.40
109	9/1/2024	7/17/2024	On Hold			TEACHERS LIKE ME Hogan Preparatory Academy	10 2642 6319 0100 3 00000 000	\$60,000.00	Teacher Recruitment Service	\$60,000.00
20240717-0.00	7/17/2024	7/17/2024	On Hold			Spire 4546949383	10 2542 6482 6910 3 00000 000	\$0.00	Gas - Agnes bldg	\$0.00
20240730-0.00	9/1/2024	7/30/2024	On Hold			EVERGY 7220973626	10 0 0 1935 3 000 00 000	\$0.00	Electric - 1331 Meyer 7-8 bldg PAID ACH!	\$0.00
20240806-1647.06	9/1/2024	8/6/2024	On Hold			EVERGY 5129607863	10 0 0 0 3 0 000	\$1,647.06	paid ach!!!	\$1,647.06
INV02044480	8/6/2024	8/6/2024	On Hold			BambooHR LLC 213946	10 2329 6319 0100 3 00000 000	\$0.00	Paid ACH!!	\$0.00
20240819-0.00	9/1/2024	8/19/2024	On Hold			Spire 4546949383	10 2542 6482 6910 3 00000 000	\$0.00	Gas - Agnes bldg	\$0.00

Invoice #	Incur Date	Invoice Date	Status	Check Date	Check or Trans. #	Payee/Account	GL code	Amount	Memo	Amount
20240819-126.01	11/1/2024	8/19/2024	On Hold			Spire 1211140287	10 0 0 1935 3 000 00 000	\$126.01	Gas - 1221 Meyer - Paid ACH!	\$126.01
20240822-2727.27	8/22/2024	8/22/2024	On Hold			JOHN WILEY & SONS. INC 7168044 0000	10 2213 6319 1935  3 00000 806	\$2,727.27		\$2,727.27
20240903-292.90	10/1/2024	9/3/2024	On Hold			Google Fiber 1369182824	10 2542 0000 0000  0 00000 000	\$292.90	Google Invoice - Auto Pay	\$292.90
20240903-403.32	10/1/2024	9/3/2024	On Hold			KANSAS CITY WATER SERVICES 000818962 0387577 9	10 2542 6335 1935  3 00000 000	\$403.32	Water - 1221 E Meyer	\$403.32
20240903-525.20	10/1/2024	9/3/2024	On Hold			KANSAS CITY WATER SERVICES 000177521 0189559 6	10 2542 0000 0000  0 00000 000	\$525.20	Paid ACH!!	\$525.20
20240905-0.00	10/1/2024	9/5/2024	On Hold			EVERGY 1817966410	10 2542 6481 6910  3 00000 000	\$0.00	Paid ACH!!!	\$0.00
20240905-1613.47	10/1/2024	9/5/2024	On Hold			EVERGY 5129607863	10 0 0 0 3 0 000	\$1,613.47	paid ach!!!	\$1,613.47
20240905-176.72	10/1/2024	9/5/2024	On Hold			KANSAS CITY WATER SERVICES 000177521 0189307 2	10 2542 6335 0100  3 00000 000	\$176.72	Water - 2803 E 51st St	\$176.72
20240905-52.60	10/1/2024	9/5/2024	On Hold			KANSAS CITY WATER SERVICES 000177521 0189306 0	10 2542 6335 0100  3 00000 000	\$52.60	Water - 2803 E 51st St	\$52.60
20240918-301.29	10/1/2024	9/18/2024	On Hold			Spire 6553557663	10 0 0 6910 3 0 00 0	\$301.29	Gas - 6409 Agnes - Paid ACH!	\$301.29
20240919-197.71	10/1/2024	9/19/2024	On Hold			Spire 4062106321	10 0 0 1935 3 000 00 000	\$197.71	Gas Serv - 1331 Meyer - Auto Pay!	\$197.71
20241003-2.90	10/3/2024	10/3/2024	On Hold			Google Fiber 1369182824	10 2542 0000 0000  0 00000 000	\$2.90	Google Invoice - Auto Pay	\$2.90
20241007-0.00	10/7/2024	10/7/2024	On Hold			EVERGY 1817966410	10 2542 6481 6910  3 00000 000	\$0.00	Paid ACH!!!	\$0.00
20241017-0.00	10/17/2024	10/17/2024	On Hold			Spire 4546949383	10 2542 6482 6910  3 00000 000	\$0.00	Gas - Agnes bldg	\$0.00

Invoice #	Incur Date	Invoice Date	Status	Check Date	Check or Trans. #	Payee/Account	GL code	Amount	Memo	Amount
20241017-176.48	11/1/2024	10/17/2024	On Hold			Spire 1211140287	10 0 0 1935 3 000 00 000	\$176.48	Gas - 1221 Meyer - Paid ACH!	\$176.48
20241017-2987.95	11/1/2024	10/17/2024	On Hold			Shutterfly Lifetouch,LLC Hogan Preparatory Academy	10 1411 6411 6910  3 00000 000	\$2,987.95	Yearbooks	\$2,987.95
20241017-382.29	10/17/2024	10/17/2024	On Hold			Spire 6553557663	10 0 0 6910 3 0 00 0	\$382.29	Gas - 6409 Agnes - Paid ACH!	\$382.29
120083	10/23/2024	10/23/2024	Funds Transferring			Industry Specific Solutions High School	10 1151 6391 1935  4 40001 000	\$3,785.60	Subs: Week ending 10/20/2024	\$3,785.60
116J-Y76T-N4T6	10/26/2024	10/26/2024	Awaiting Approval			Amazon Capital Services A14BG9UZREHMF6	10 1131 6411 3945  4 40001 000	(\$1.01)	Supplies	(\$1.01)
13PK-XLKD-NC9G	10/26/2024	10/26/2024	Awaiting Approval			Amazon Capital Services A14BG9UZREHMF6	10 1131 6411 3945  4 40001 000	(\$0.10)	Supplies	(\$0.10)
14HT-F6D7-MDPW	10/26/2024	10/26/2024	Awaiting Approval			Amazon Capital Services A14BG9UZREHMF6	10 1131 6411 3945  4 40001 000	(\$0.12)	Supplies	(\$0.12)
14HT-F6D7-MDXG	10/26/2024	10/26/2024	Awaiting Approval			Amazon Capital Services A14BG9UZREHMF6	10 1131 6411 3945  4 40001 000	(\$1.21)	Supplies	(\$1.21)
14MW-7RTR-MNJN	10/26/2024	10/26/2024	Awaiting Approval			Amazon Capital Services A14BG9UZREHMF6	10 1131 6411 3945  4 40001 000	(\$0.07)	Supplies	(\$0.07)
1CGQ-MHMT-LJ9P	10/26/2024	10/26/2024	Awaiting Approval			Amazon Capital Services A14BG9UZREHMF6	10 1131 6411 3945  4 40001 000	(\$2.36)	Supplies	(\$2.36)
1JKW-HTRD-MQXG	10/26/2024	10/26/2024	Awaiting Approval			Amazon Capital Services A14BG9UZREHMF6	10 1131 6411 3945  4 40001 000	(\$0.03)	Supplies	(\$0.03)
1JNP-CWGL-MP3Y	10/26/2024	10/26/2024	Awaiting Approval			Amazon Capital Services A14BG9UZREHMF6	10 1131 6411 3945  4 40001 000	(\$0.27)	Supplies	(\$0.27)
1KQL-4YJL-MFRV	10/26/2024	10/26/2024	Awaiting Approval			Amazon Capital Services A14BG9UZREHMF6	10 1131 6411 3945  4 40001 000	(\$0.34)	Supplies	(\$0.34)
1L1L-JVHJ-MRQJ	10/26/2024	10/26/2024	Awaiting Approval			Amazon Capital Services A14BG9UZREHMF6	10 1131 6411 3945  4 40001 000	(\$0.45)	Supplies	(\$0.45)

Invoice #	Incur Date	Invoice Date	Status	Check Date	Check or Trans. #	Payee/Account	GL code	Amount	Memo	Amount
1WQF-M3K1-MGXM	10/26/2024	10/26/2024	Awaiting Approval			Amazon Capital Services A14BG9UZREHMF6	10 1131 6411 3945  4 40001 000	(\$0.44)	Supplies	(\$0.44)
1WQF-M3K1-MGYK	10/26/2024	10/26/2024	Awaiting Approval			Amazon Capital Services A14BG9UZREHMF6	10 1131 6411 3945  4 40001 000	(\$0.19)	Supplies	(\$0.19)
1WW4-6YFV-N4RN	10/26/2024	10/26/2024	Awaiting Approval			Amazon Capital Services A14BG9UZREHMF6	10 1131 6411 3945  4 40001 000	(\$0.10)	Supplies	(\$0.10)
1XWJ-TGC9-MGR1	10/26/2024	10/26/2024	Awaiting Approval			Amazon Capital Services A14BG9UZREHMF6	10 1131 6411 3945  4 40001 000	(\$0.17)	Supplies	(\$0.17)
20241028-6671.74	11/1/2024	10/28/2024	On Hold			EVERGY 9367290740	10 0 0 1935 3 000 00 000	\$6,671.74	Energy - 1331 Meyer - PAID ACH!	\$6,671.74
19TH-GCML-9V3P	11/3/2024	11/3/2024	Awaiting Approval			Amazon Capital Services A14BG9UZREHMF6	10 1131 6411 3945  4 40001 000	(\$139.90)	Supplies	(\$139.90)
1RC3-KF1K-9LTC	11/3/2024	11/3/2024	Awaiting Approval			Amazon Capital Services A14BG9UZREHMF6	10 1131 6411 3945  4 40001 000	\$159.40	Supplies	\$159.40
20241103-292.90	11/3/2024	11/3/2024	On Hold			Google Fiber 1369182824	10 2542 0000 0000  0 00000 000	\$292.90	Google Invoice - Auto Pay	\$292.90
1LCP-T9D4-1RFG	11/4/2024	11/4/2024	Awaiting Approval			Amazon Capital Services A14BG9UZREHMF6	10 1131 6411 3945  4 40001 000	\$102.97	Supplies	\$102.97
24.1031.42	11/7/2024	11/7/2024	Funds Transferring			Global Psychological Hogan Preparatory Academy	10 1221 6319 1935  3 12210 000	\$0.00	SPED Serv	\$400.00
							10 1221 6319 3945  3 12210 000	\$400.00	SPED Services	
1MJY-CG9L-PVVT	11/8/2024	11/8/2024	Awaiting Approval			Amazon Capital Services A14BG9UZREHMF6	10 1131 6411 3945  4 40001 000	\$131.34	Supplies	\$131.34
1PMV-TLC4-H9GR	11/11/2024	11/11/2024	Awaiting Approval			Amazon Capital Services A14BG9UZREHMF6	10 1131 6411 3945  4 40001 000	(\$63.98)	Supplies	(\$63.98)
1KLL-4DVH-3P6C	11/12/2024	11/12/2024	Awaiting Approval			Amazon Capital Services A14BG9UZREHMF6	10 1131 6411 3945  4 40001 000	\$111.94	Supplies	\$111.94



Invoice #	Incur Date	Invoice Date	Status	Check Date	Check or Trans. #	Payee/Account	GL code	Amount	Memo	Amount
1DXT-Q6TQ-CXD6	11/13/2024	11/13/2024	Awaiting Approval			Amazon Capital Services A14BG9UZREHMF6	10 1131 6411 3945  4 40001 000	(\$62.34)	Supplies	(\$62.34)
14XT-GKPT-7YYM	11/14/2024	11/14/2024	Awaiting Approval			Amazon Capital Services A14BG9UZREHMF6	10 1131 6411 3945  4 40001 000	\$88.34	Supplies	\$88.34
INV01462024	11/15/2024	11/15/2024	Funds Transferring			PLEX Capital LLC Hogan High	10 2546 6319 1935  3 00000 000	\$12,480.50	Security - 1331 Meyer	\$12,480.50
1DXN-KYXT-7N1M	11/19/2024	11/19/2024	Awaiting Approval			Amazon Capital Services A14BG9UZREHMF6	10 1131 6411 3945  4 40001 000	\$2,849.69	Supplies	\$2,849.69
1Y7L-Q4G6-34YN	11/19/2024	11/19/2024	Awaiting Approval			Amazon Capital Services A14BG9UZREHMF6	10 1131 6411 3945  4 40001 000	\$158.47	Supplies	\$158.47
Dec-24	11/19/2024	11/19/2024	Funds Transferring			MUTUAL OF OMAHA Hogan Preparatory Academy	10 2159 0000 0000  0 00000 000	\$4,078.45	Dec 2024	\$4,078.45
1031877	11/20/2024	11/20/2024	Funds Transferring			Techcycle Hogan Preparatory Academy	10 1111 6412 6910  4 40001 000	\$109.00	Tech Repair-USB-C Port Replacement	\$109.00
1G67-FW4G-CXQC	11/20/2024	11/20/2024	Awaiting Approval			Amazon Capital Services A14BG9UZREHMF6	10 1131 6411 3945  4 40001 000	\$41.78	Supplies	\$41.78
1KLC-L499-3MXR	11/20/2024	11/20/2024	Awaiting Approval			Amazon Capital Services A14BG9UZREHMF6	10 1131 6411 3945  4 40001 000	\$9.89	Supplies	\$9.89
1PYN-YRHV-4XXH	11/20/2024	11/20/2024	Awaiting Approval			Amazon Capital Services A14BG9UZREHMF6	10 1131 6411 3945  4 40001 000	\$1,940.62	Supplies	\$1,940.62
20241121-654.50	11/21/2024	11/21/2024	Funds Transferring			JOSE FIESTAS RENTAL Hogan Preparatory Academy	10 1411 6319 1935  3 00000 000	\$654.50	Event Rental	\$654.50
20241122-120.00	11/22/2024	11/22/2024	Funds Transferring			ALL BEVERAGE CONTROL, INC. Hogan Preparatory Academy	10 2542 6411 1935  3 00000 000	\$120.00	Ice Machine Rental-12/2024	\$120.00
3281231295	11/22/2024	11/22/2024	Funds Transferring			UNIFIRST CORPORATION 1512144	10 2542 6331 3945  3 00000 000	\$114.90	Mats - Middle School	\$114.90
3281231296	11/22/2024	11/22/2024	Funds Transferring			UNIFIRST CORPORATION 1406828	10 2542 6331 0100  3 00000 000	\$55.84	Mats - 6409 Agnes	\$55.84

Invoice #	Incur Date	Invoice Date	Status	Check Date	Check or Trans. #	Payee/Account	GL code	Amount	Memo	Amount
524	11/22/2024	11/22/2024	Funds Transferring			Dana Coleman Consulting Hogan Preparatory Academy	10 2213 6319 6910 4 40001 000	\$611.00	Teacher PD Consulting	\$1,833.00
							10 2213 6319 3945 4 40001 000	\$611.00	Teacher PD Consulting	
							10 2213 6319 1935 4 40001 000	\$611.00	Teacher PD Consulting	
91542	11/22/2024	11/22/2024	Funds Transferring			Hi-Genes Janitorial Services Hogan Preparatory Academy	10 2542 6331 0100 3 00000 000	\$14,916.00	Janitorial Services - Flood Water Extraction	\$14,916.00
INV01492 024	11/24/2024	11/24/2024	Funds Transferring			PLEX Capital LLC Hogan High	10 2546 6319 1935 3 00000 000	\$12,578.00	Security - 1331 Meyer (11/18/24-11/21/21)	\$12,578.00
INV01502 024	11/24/2024	11/24/2024	Funds Transferring			PLEX Capital LLC Hogan Middle	10 2546 6319 3945 3 00000 000	\$1,710.00	Security - 1221 Meyer (11/18/24 - 11/22/24)	\$1,710.00
INV01512 024	11/24/2024	11/24/2024	Funds Transferring			PLEX Capital LLC Elementary (6409 Agnes)	10 2546 6319 6910 3 00000 000	\$3,040.00	Security - 6409 Agnes (11/18/24 - 11/22/24)	\$3,040.00
302743	11/27/2024	11/27/2024	Funds Transferring			WIN PRO SOLUTIONS Hogan Preparatory Academy	10 2542 6411 6910 3 00000 000	\$1,233.30	Janitorial Supplies	\$1,233.30
302744	11/27/2024	11/27/2024	Funds Transferring			WIN PRO SOLUTIONS Hogan Preparatory Academy	10 2542 6411 1935 3 00000 000	\$1,143.28	Janitorial Supplies	\$1,143.28
2024- 14	11/29/2024	11/29/2024	Funds Transferring			Pep Talk Speech Therapy Hogan Preparatory Academy	10 2152 6311 6910 3 12210 000	\$6,068.00	Speech Therapy - November 2024	\$6,068.00
									<b>Total:</b>	<b>\$200,025.51</b>

Invoice #	Incur Date	Invoice Date	Status	Check Date	Check or Trans. #	Payee/Account	GL code	Amount	Memo	Amount
<b>GL Code Summary</b>										
								10 0 0 0 3 0 000		\$3,260.53
								10 0 0 1935 3 0000 000		\$7,171.94
								10 0 0 6910 3 0 000		\$683.58
								10 1111 6412 6910 4 40001 000		\$109.00
								10 1131 6411 3945 4 40001 000		\$11,581.76
								10 1151 6391 1935 4 40001 000		\$3,785.60
								10 1221 6319 1935 3 12210 000		\$0.00
								10 1221 6319 3945 3 12210 000		\$400.00
								10 1411 6319 1935 3 00000 000		\$654.50
								10 1411 6411 6910 3 00000 000		\$2,987.95
								10 2152 6311 6910 3 12210 000		\$6,068.00
								10 2159 0000 0000 0 00000 000		\$4,078.45
								10 2213 6319 1935 3 00000 806		\$2,727.27
								10 2213 6319 1935 4 40001 000		\$611.00
								10 2213 6319 3945 4 40001 000		\$611.00
								10 2213 6319 6910 4 40001 000		\$611.00
								10 2329 6319 0100 3 00000 000		\$0.00
								10 2542 0000 0000 0 00000 000		\$1,113.90
								10 2542 6331 0100 3 00000 000		\$14,971.84
								10 2542 6331 3945 3 00000 000		\$114.90
								10 2542 6333 6910 3 00000 000		\$16,666.67
								10 2542 6335 0100 3 00000 000		\$229.32
								10 2542 6335 1935 3 00000 000		\$403.32
								10 2542 6361 0100 3 00000 000		\$28,878.90
								10 2542 6411 1935 3 00000 000		\$1,263.28
								10 2542 6411 6910 3 00000 000		\$1,233.30
								10 2542 6481 6910 3 00000 000		\$0.00
								10 2542 6482 6910 3 00000 000		\$0.00
								10 2546 6319 1935 3 00000 000		\$25,058.50
								10 2546 6319 3945 3 00000 000		\$1,710.00
								10 2546 6319 6910 3 00000 000		\$3,040.00
								10 2642 6319 0100 3 00000 000		\$60,000.00

Invoice #	Incur Date	Invoice Date	Status	Check Date	Check or Trans. #	Payee/Account	GL code	Amount	Memo	Amount
										<b>\$200,025.51</b>

Hogan Preparatory Academy  
12/05/2024 1:36 PM

**Check Register by Type**

Posted; Journal Code CD; Processing Month 11/2024

Page: 1  
User ID: NULLT

<b>Payee Type: Vendor</b>		<b>Check Type: Automatic Payment</b>			<b>Checking Account ID: 1</b>		
<u>Check Number</u>	<u>Check Date</u>	<u>Cleared</u>	<u>Void</u>	<u>Void Date</u>	<u>Entity ID</u>	<u>Entity Name</u>	<u>Check Amount</u>
12520943	11/20/2024	X			KCWATERSER	KANSAS CITY WATER SERVICES	1,973.77
12520944	11/20/2024	X			GOOGLE	GOOGLE	840.80
12520945	11/28/2024	X			BAMBOOHRL	BAMBOO HR LLC	801.23
12520946	11/01/2024	X			UHC	UNITED HEALTH CARE	71,598.06
12520947	11/29/2024	X			KCPL	KANSAS CITY POWER & LIGHT	17,688.22
12520948	11/29/2024	X			SPIRE	SPIRE	833.52
12520949	11/02/2024	X			HARTFORD1	THE HARTFORD	4,844.10
12520969	11/01/2024	X			DIVVY	DIVVY CC	13,705.84
Checking Account ID: 1					Void Total:	0.00	Total without Voids: 112,285.54
Check Type Total:		Automatic Payment			Void Total:	0.00	Total without Voids: 112,285.54

<b>Payee Type: Vendor</b>		<b>Check Type: Check</b>			<b>Checking Account ID: 1</b>		
<u>Check Number</u>	<u>Check Date</u>	<u>Cleared</u>	<u>Void</u>	<u>Void Date</u>	<u>Entity ID</u>	<u>Entity Name</u>	<u>Check Amount</u>
84222089	11/07/2024	X			TECHCYCLE	TECHCYCLE SOLUTIONS	99.00
84222090	11/07/2024	X			TECHCYCLE	TECHCYCLE SOLUTIONS	99.00
84222091	11/07/2024	X			TECHCYCLE	TECHCYCLE SOLUTIONS	99.00
84222092	11/07/2024	X			TECHCYCLE	TECHCYCLE SOLUTIONS	258.00
84222093	11/07/2024	X			TECHCYCLE	TECHCYCLE SOLUTIONS	79.00
84222094	11/07/2024	X			TECHCYCLE	TECHCYCLE SOLUTIONS	178.00
84222095	11/07/2024	X			TECHCYCLE	TECHCYCLE SOLUTIONS	69.00
84222096	11/07/2024	X			TECHCYCLE	TECHCYCLE SOLUTIONS	188.00
84222097	11/07/2024	X			TECHCYCLE	TECHCYCLE SOLUTIONS	169.00
84222098	11/07/2024	X			TECHCYCLE	TECHCYCLE SOLUTIONS	99.00
84222099	11/07/2024	X			SECURLY	SECURLY, INC.	3,912.00
84222100	11/07/2024	X			JOSEFIESTA	JOSE CABRERA	440.00
84222101	11/07/2024	X			MCREALTY	MC REALTY GROUP, LLC	8,941.49
84222102	11/07/2024	X			FACILITYSO	FACILITY SOLUTIONS GROUP, INC.	173.25
84222104	11/07/2024	X			KCWATERSER	KANSAS CITY WATER SERVICES	718.54
84222105	11/07/2024	X			OMEGA	OMEGA DOOR AND HARDWARE	1,386.29
84222106	11/07/2024	X			KCWATERSER	KANSAS CITY WATER SERVICES	50.90
84222304	11/07/2024	X			PHILADELPH	PHILADELPHIA INSURANCE COMPANIES	6,086.00
84222401	11/07/2024	X			CITYTREAS1	CITY TREASURER (Fire)	300.00
84222402	11/07/2024	X			LASCPHI	PHILLIP LASCUOLA	1,278.02
84222403	11/07/2024	X			LIDDLE	LIDDLES SPORT SHOP	799.60
84222639	11/07/2024	X			PITNEYBOWE	PITNEY BOWES GLOBAL FINANCIAL SERVICES LLC	35.00
84222640	11/07/2024	X			PURCHASEPO	PURCHASE POWER	195.67
84222641	11/07/2024	X			ELITEPROTE	BRANDON FARROW	1,458.00
84222642	11/07/2024	X			INDUSTRYSP	INDUSTRY SPECIFIC SOLUTIONS	2,163.20
84222643	11/07/2024	X			ELITEPROTE	BRANDON FARROW	2,318.00
84222644	11/07/2024	X			WATSJUA	JUANDA WATSON	3,750.00
84222645	11/07/2024	X			INDUSTRYSP	INDUSTRY SPECIFIC SOLUTIONS	5,137.60
84226094	11/08/2024	X			K12ITC	K12ITC, INC.	14,674.97
84229049	11/08/2024	X			UNIFIRSTCO	UNIFIRST CORPORATION	114.81
84229050	11/08/2024	X			UNIFIRSTCO	UNIFIRST CORPORATION	55.84
84229051	11/08/2024	X			UNIFIRSTCO	UNIFIRST CORPORATION	114.90
84229052	11/08/2024	X			STAPLESADV	STAPLES ADVANTAGE	299.84
84247747	11/13/2024	X			ALLEDEM	Demetrius Allen	44.75
84247748	11/13/2024	X			ROBINSONKE	KENNITH ROBINSON	250.00
84247749	11/13/2024	X			VITALREC	Vital Records Control	3,896.05
84247750	11/13/2024	X			KCMO	CITY OF KANSAS CITY MO	320.00
84247751	11/13/2024	X			SOLAROCEAN	SOLAR OCEAN 2, LLC	234.33
84247752	11/13/2024	X			QUALITYMEC	QUALITY MECHANICAL	594.50
84247753	11/13/2024	X			QUALITYMEC	QUALITY MECHANICAL	1,066.30
84247754	11/13/2024	X			QUALITYMEC	QUALITY MECHANICAL	520.50
84248155	11/13/2024	X			OFFICEESSE	OFFICE ESSENTIALS INC	1,052.00
84248156	11/13/2024	X			PDQLAWN	dba PDQ LAWN SERVICE	1,985.00
84248157	11/13/2024	X			SOLAROCEAN	SOLAR OCEAN 2, LLC	239.02
84248158	11/13/2024	X			THERAFITLL	THERA FIT, LLC	2,437.50